

# THE CITY OF NAPOLEON

BUILDING & ZONING DEPARTMENT

255 W. RIVERVIEW

(419) 592-4010

---

## Building Permit

Permit Number: BP2008-179

Page 1 of 1

Printed: 10/9/2008

---

### ADDRESS:

*1106 Chelsea Ave.*

---

### Applicant

Name: KAHLE DESIGN & BUILD  
Address: 4615 ADAMS RIDGE RD

Approval Date: 9/30/2008  
491-497-4805

---

### Owners

Name: Kahle Design & Build  
Address: 4615 Adams Ridge Rd  
Defiance, OH 43512

Phone: 419-497-4805

---

### Contractors

Contractor Type: **Builder**

Name: KAHLE DESIGN & BUILD  
Address: 4615 ADAMS RIDGE RD

DEFIANCE, OH 43512

Phone: 491-497-4805

---

### Fees and Receipts:

Number	Description	Amount
FEE2008-675	New building permit fee (Auto)	\$254.80
FEE2008-676	State 1% fee (Calc)	\$2.55
<b>Total Fees:</b>		<b>\$257.35</b>
RCPT2008-411		\$257.35
<b>Total Receipts:</b>		<b>\$257.35</b>

---

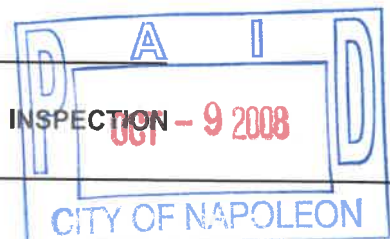
## NEW CONDO

APPLICANTS SIGNATURE: \_\_\_\_\_

DATE: \_\_\_\_\_



REMINDER: YOU MUST CALL (419)592-4010 FOR AN INSPECTION





# New Home Permit

## Electrical:

Size of Service \_\_\_\_\_ Underground \_\_\_\_\_ Overhead \_\_\_\_\_ Number of New Circuits 15

## Plumbing:

Water Tap Required - ( ) Yes ( ) No Size \_\_\_\_\_ Type of Pipe \_\_\_\_\_ Water Dist. Pipe \_\_\_\_\_

Sanitary Sewer Tap Required - ( ) Yes ( ) No Size \_\_\_\_\_ Type of Pipe \_\_\_\_\_ Dr. Waste VT. Pipe \_\_\_\_\_

14

Main Building Drain Size \_\_\_\_\_ Main Vent Pipe Size \_\_\_\_\_

List Number of Plumbing Fixtures Below

Water Closets \_\_\_\_\_ Bathtubs \_\_\_\_\_ Showers \_\_\_\_\_ Lavatories \_\_\_\_\_ Kitchen Sinks \_\_\_\_\_ Disposal \_\_\_\_\_

Clothes Washer \_\_\_\_\_ Floor Drains \_\_\_\_\_ Dishwasher \_\_\_\_\_ Laundry Sink \_\_\_\_\_ Other \_\_\_\_\_

Total ~~14~~ 9

## Mechanical:

Heating Systems

( ) Forced Air ( ) Gravity ( ) Hot Water ( ) Steam ( ) Unit Heaters ( ) Radiant ( ) Baseboard

Type of Fuel

( ) Electric ( ) Natural Gas ( ) Propane ( ) Wood ( ) Coal ( ) Solar ( ) Geothermal Other \_\_\_\_\_

Number of Heat Zones \_\_\_\_\_ Hot Water - ( ) One (1) Pipe ( ) Two (2) Pipes ( ) Series Loop

Electric Heat - Number of Circuits \_\_\_\_\_ Number of Furnaces \_\_\_\_\_ Number of Hot Air Runs 11

Number of Hot Water Radiators \_\_\_\_\_ Total Heat Loss \_\_\_\_\_ Rated Capacity of Furnace/Boiler \_\_\_\_\_

Location of Equipment - ( ) Crawl Space ( ) Floor Level ( ) Attic ( ) Suspended ( ) Roof ( ) Outside

1- meter - 350<sup>00</sup>  
1- TAP 1300<sup>00</sup>

9/4/08  
meter costs went up  
ORO # 052-08



# CITY OF NAPOLEON GENERAL PERMIT APPLICATION

THIS APPLICATION IS FOR RESIDENTAL CONSTRUCTION INCLUDING BUILDING, ELECTRICAL, PLUMBING, MECHANICAL, DEMOLITIONS, & REMODELING.

DATE: 9-11-08 JOB LOCATION: 1106 + 1116 Chelsea Ave  
 OWNER: KALLE Design + Build PHONE: 419-497-4805  
 OWNER ADDRESS: 04615 Adams Ridge Pk CITY: Det ZIP: 43512  
 CONTRACTOR: KALLE Design + Build  
 PHONE #: 419-782-7749 CELL PHONE#: 419-526-6295

CONTRACTOR LICENSED WITH THE CITY OF NAPOLEON?: YES  NO:

Is any of the above job going to be subcontracted out? Yes  No:

If yes to whom: \_\_\_\_\_

DESCRIPTION OF WORK TO BE PERFORMED: New Construction of Condo  
 ESTIMATED COMPLETION DATE: Spring

**PLEASE MARK THE TYPE OF WORK YOU WILL BE PERFORMING**

- |  |   |
|--|---|
| <input type="checkbox"/> A/C ADD ON 1%                 | <input type="checkbox"/> REMODELING 1%            |
| <input type="checkbox"/> BOILER REPLACEMENT 1%         | <input type="checkbox"/> ROOFING 1%               |
| <input type="checkbox"/> CURBING                       | <input type="checkbox"/> SEWER REPAIRS**          |
| <input type="checkbox"/> DECKS * 1%                    | <input type="checkbox"/> SIDEWALK*                |
| <input type="checkbox"/> DRIVEWAY*                     | <input type="checkbox"/> SIDING 1%                |
| <input type="checkbox"/> ELECTRICAL SERVICE UPGRADE 1% | <input type="checkbox"/> SHED* (under 200 sq ft)  |
| <input type="checkbox"/> ELECTRICAL SERVICE NEW 1%     | <input type="checkbox"/> SHED* (over 200 sqft) 1% |
| <input type="checkbox"/> SWIMMING POOL* 1%             | <input type="checkbox"/> FENCE*                   |
| <input type="checkbox"/> FURNACE REPLACEMENT 1%        | <input type="checkbox"/> TEMP ELECTRIC 1%         |
| <input type="checkbox"/> ADDITIONS* 1%                 | <input type="checkbox"/> FURNACE NEW 1%           |
| <input type="checkbox"/> WATER TAP (size _____")       | <input type="checkbox"/> WINDOWS /DOORS 1%        |
| <input type="checkbox"/> LAWN METER 1%                 |   |
| <input type="checkbox"/> PLUMBING 1%                   |   |

**1%- EFFECTIVE JUNE 1, 2007 BOARD OF BUILDING STANDARDS FEE**

**\*PLEASE INCLUDE A PICTURE SHOWING MEASUREMENTS FROM EXISTING STRUCTURES AND PROPERTY LINES. INDICATING THE TYPE OF WORK YOU WISH TO PERFORM.**

**\*\* IF WORK REQUIRES GOING INTO THE STREET A STREET BOND IS REQUIRED!**

**FOR PERMIT COSTS PLEASE FILL OUT REVERSE SIDE.**

167500

<b>OFFICE USE ONLY</b>
PERMIT# _____
DUE: \$ _____

**PERMIT COST WORKSHEET**

1%

**JOB** \_\_\_\_\_ **BASE FEE TOTAL + BBS FEE = PERMIT TOTAL**

SIDING (only) TOTAL SQ _____ X 1.00 = _____ + \$5.00 = \$ _____ + \$ _____ = \$ _____
ROOFING (only) TOTAL SQ _____ X 1.00 = _____ + \$5.00 = \$ _____ + \$ _____ = \$ _____
WINDOWS / DOORS(only) # _____ X 1.00 = _____ + \$5.00 = \$ _____ + \$ _____ = \$ _____
ELECTRICAL # OF CIRCUITS _____ X 3.00 = _____ + \$15.00 = \$ _____ + \$ _____ = \$ _____
ELECTRICAL SERVICE UPGRADE \$15.00 = \$ _____ + \$ _____ = \$ _____
PLUMBING (INSIDE) replacing/ repairs \$10.00 = \$ _____ + \$ _____ = \$ _____
SEWER (OUTSIDE) \$25.00 = \$ _____ + \$ N/A = \$ _____
WATER HEATER \$5.00 = \$ _____ + \$ _____ = \$ _____
SHED UNDER 200 SQ FT (over 200 see chart) \$ 5.00 = \$ _____ + \$ N/A = \$ _____
FURNACE OR A/C (REPLACEMENT) \$ 5.00 = \$ _____ + \$ _____ = \$ _____
DEMOLITION (only) \$30.00 = \$ _____ + \$ N/A = \$ _____
SIDEWALK REPLACEMENT/ NEW \$25.00 = \$ _____ + \$ N/A = \$ _____
DRIVEWAY \$25.00 = \$ _____ + \$ N/A = \$ _____

ALL CONSTRUCTION, ALTERATIONS, REMODELING, SHEDS, DECKS, & FENCES NOT LISTED ABOVE IS BASED ON COST OF WORK BEING PERFORMED.D.

PERMIT FEE

COST OF WORK \$ 33,500.<sup>00</sup> (SEE CHART) \$ \_\_\_\_\_ + \$ \_\_\_\_\_ = \$ \_\_\_\_\_

0.00	-	250.00	0.00	11,000.00	-	11,999.00	25.00
250.00	-	999.00	10.00	12,000.00	-	12,999.00	26.00
1,000.00	-	1,999.00	12.00	13,000.00	-	13,999.00	27.00
2,000.00	-	2,999.00	14.00	14,000.00	-	14,999.00	28.00
3,000.00	-	3,999.00	16.00	15,000.00	-	15,999.00	29.00
4,000.00	-	4,999.00	18.00	16,000.00	-	16,999.00	30.00
5,000.00	-	5,999.00	19.00	17,000.00	-	17,999.00	31.00
6,000.00	-	6,999.00	20.00	18,000.00	-	18,999.00	32.00
7,000.00	-	7,999.00	21.00	19,000.00	-	19,999.00	33.00
8,000.00	-	8,999.00	22.00	20,000.00	-	20,999.00	34.00
9,000.00	-	9,999.00	23.00	21,000.00	-	21,999.00	35.00
10,000.00	-	10,999.00	24.00	22,000.00	-	22,999.00	36.00
				Over 22,999		Please Call	

\*\* OTHER FEES NOT LISTED MAY APPLY

**TOTAL PERMIT COSTS \$ \_\_\_\_\_**



# CITY OF NAPOLEON



**BUILDING & ZONING DEPARTMENT**  
255 West Riverview Avenue, P. O. Box 151 Napoleon, OH 43545  
Telephone: 419/592-4010 Fax: 419/599-8393  
[www.napoleonohio.com](http://www.napoleonohio.com)

## WATER METER YOKE RELEASE FORM

**THIS DOCUMENT ENTITLES THE HOLDER TO "ONE" WATER METER YOKE ASSEMBLY**  
(Please pickup at City Operations Department 1775 Industrial Drive.)

**Permit Number: pl2008-53**  
**Date Issued: 10/9/2008**

**Job Location 1106 Chelsea Ave**

---

Owner: Kahle Design & Build  
Address: 04615 Adams Ridge Rd

Phone: 419-497-4805

Contractor: Kahle Design  
Phone:

---

Water Tap Size: 1" 1 1/2" 2" Other: \_\_\_\_\_  
Water Meter Yoke Size: 5/8" 3/4" 1" Other \_\_\_\_\_  
New Structure: Existing Structure: Lawn Meter:

**WATER SERVICE LINE TO BE TYPE "K" COPPER OR "CTS" POLYETHELENE TUBING OF 1" MINIMUM SIZE.**

Backflow Device Required? Yes  No   
Type of Backflow Required: \_\_\_\_\_

Water Meter Yoke Installation is subject to the following conditions:

1. Must be located in an accessible area.
2. Must be in an area which is not subject to freezing temperatures.
3. Must be at least 18" above floor level (no crawl space installations.)
4. Must comply with minimum mounting requirements (drawings available).

Issued By: \_\_\_\_\_ Received By: \_\_\_\_\_

1 Copy to: Building Dept, Water Dept.







# CITY OF NAPOLEON



**BUILDING & ZONING DEPARTMENT**  
255 West Riverview Avenue, P. O. Box 151 Napoleon, OH 43545  
Telephone: 419/592-4010 Fax: 419/599-8393  
[www.napoleonohio.com](http://www.napoleonohio.com)

## ***ELECTRIC METER BASE RELEASE FORM***

THIS DOCUMENT ENTITLES THE HOLDER TO "ONE" ELECTRIC METER BASE  
(Please pickup at the City Operations Garage 1775 Industrial Drive)

**Permit #** el2008-51

**Date Issued:** 10/9/2008

**Job Location** 1106 Chelsea Ave.

**Work Description:** new home

**Owner:** Kahle Design & Build  
**Address:** 04615 Adams Ridge Rd, Defiance  
**Owner Phone:** 419-467-4805

**Contractor:** Tom Spieser Elec  
**Contractor Phone:** 419-592-4125

Electric Service Upgrade  New Service Installation:

Industrial:  Commercial  Residential:  1 Phase  3 Phase

**Size of Service:** 100 Amps:  150 Amps:  200 Amps:  400 Amps  Other

**Hub Size:** 1 1/4"  1 1/2"  2"

**Desired Voltage:** 120/240:  Other: \_\_\_\_\_

Underground Service  Overhead Service

Date Completed: \_\_\_\_\_ Approved By: \_\_\_\_\_

Old Meter Number: \_\_\_\_\_ New Meter Number: \_\_\_\_\_

Comments: \_\_\_\_\_  
\_\_\_\_\_  
\_\_\_\_\_



## ELECTRICAL SYMBOLS and WHAT THEY STAND FOR.



= Fluorescent Light



= Surface Ceiling or Wall Light



= Switch that only turn on a light from that location



= Switch that can turn a light on from more than one location



= Wall Outlet



= Outlet that can be turned on with a switch and the other half remains always on or hot



= Large Ceiling Can Light



= Small Ceiling Can Light



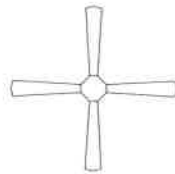
= Phone Outlet



= TV Outlet



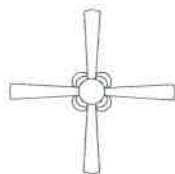
= Undercabinet Light



= Paddle Fan Only



= Prewired for Future Paddle Fan and Light



= Paddle Fan and Light



= 220 Volt Hookup



= Outside Meter Socket



= Discount Switch for Electrical Service



= Electrical Panel with Breakers



= Bathroom Ceiling Exhaust Fan and Light



= Smoke Detector



= Wall Stairway Light



= Switch Floor Outlet



= Ground Fault Outlet



= Connect one to another

